

better mixers, better results




Ultramix

The Silverson Ultramix is designed for applications, which are beyond the capabilities of a conventional agitator or stirrer, but do not necessarily require the intense high shear of a Silverson rotor/stator mixer.

The advantages

- Ultra hygienic design
 - single-shaft, single-piece mixing head.
 - the Ultramix series is designed for Clean-In-Place (CIP) with Sterilise-In-Place (SIP) as an option.
- Full compliance with 3A, USDA and cGMP requirements.
- Excellent in-tank movement is provided by the dynamic mixing head, even when processing high viscosity mixes.
- The powerful vortex can rapidly incorporate large volumes of powders.
- Low maintenance - the single-piece mixing head is of a simple, robust construction with no wearing parts or bushes.
- Reduced power requirement compared with conventional high shear mixers.
- The design is suitable for applications from aggressive chemical service to the most demanding hygienic standards and requirements.



How the Ultramix works

Technical specifications

Materials of construction

All wetted parts are in 316L stainless steel. Special materials on request.

Motor specifications

TEFV (Totally Enclosed Fan Ventilated) and ATEX approved Flameproof motors are available as standard.

Mounting

Stainless steel flange fitting is available as standard.

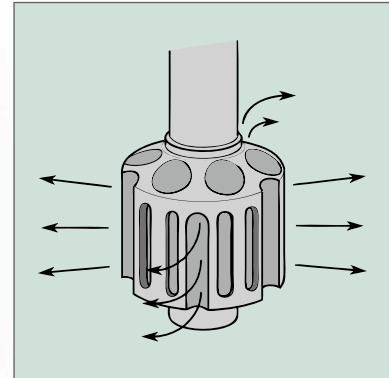
Cleaning

Clean-In-Place design (CIP). Simple, easy-to-clean construction.



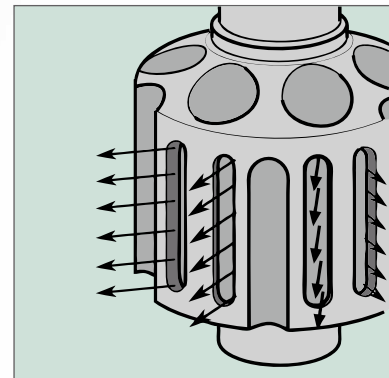
Stage 1

As the mixer rotates at high speed, the grooves on the outside of the dynamic mixing head project the surrounding product outwards with great force, creating an area of low pressure around the trailing edge of each groove.



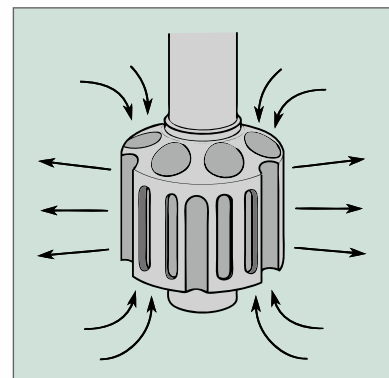
Stage 2

This draws product from within the mixing head, through the radial slots to the outside, subjecting the material to a shearing action. The grooves in the head drive the product outwards into the body of the mix at high velocity.



Stage 3

As material is drawn out of the slots, fresh material is sucked in through the holes in the top and bottom of the mixing head; this material is then drawn out through the slots and projected back into the mix. The pumping effect of the grooves and the shear action of the radial slots ensures rapid mixing, and develops a vigorous axial flow pattern throughout the vessel.



United Kingdom Corporate Headquarters

Silverson Machines Ltd.
Waterside, Chesham
Buckinghamshire HP5 1PQ
England
Tel: +44 (0) 1494 786331
Fax: +44 (0) 1494 791452
Email: sales@silverson.co.uk

United States

Silverson Machines, Inc.
355 Chestnut Street
East Longmeadow, MA 01028
Tel: +1 (413) 525-4825
Fax: +1 (413) 525-5804
Email: sales@silverson.com

France

Silverson France
12 Boulevard Louise Michel
91030 EVRY CEDEX
France
Tel: +33 (0) 1 60 77 91 92
Fax: +33 (0) 1 60 77 81 88
Email: info@silverson.fr

Japan

Silverson Nippon Limited
Onohara Higashi 4-22-3
Mino 562-0031
Osaka-Japan
Tel: +81-72-734-8003
Fax: +81-72-734-8004
Email: sales@silverson.co.jp

Silverson can be found on the World Wide Web at www.silverson.co.uk

Silverson® is a registered trademark of Silverson Machines.

Square Hole High Shear Screen™ is a trademark of Silverson Machines.

Patent Pending.